



BALANCE

NBC's strict quality control standards ensure that their mesh boasts an **ideal warp/weft balance**, contributing to a stronger, longer lasting screen.



DURABILITY

All NBC polyester mesh features threads with a high modulus rating, making for a whole range of meshes that are **exceptionally durable**.



PRECISION

NBC Alpha Series polyester mesh boasts **incredible dimensional accuracy**.






NBC MESH INSPECTION TAG

Every roll of NBC polyester mesh is supplied with an inspection tag. While flaws are kept to a minimum by careful quality control, any flaw found after thorough inspection is clearly marked to prevent it being stretched into your image area.

Thickness and mesh count are precisely controlled and documented on the tag—critical information for setting your production standards. In addition, NBC compensates for flaws by adding one half yard of mesh to the end of the roll free of charge for each flaw. (Any marked flaws within an 18" space are considered to be one flaw and compensated with a 1/2 yard of material.) Each flaw is clearly marked on the selvage edge with a red triangle on a blue pressure sensitive label.

SOLD LENGTH

EXTRA COMPENSATION FOR PARTIAL WEAVING DEFECT

品名 Item	α_L- SCREEN 140-030/355PW		ROLL NUMBER		品名 Item		
巾 Width	155CM/ 61"	製造番号 Roll No.	E1206A00110-03		製造番号 Roll No.		
原料 Material:	POLYESTER 100%	規格値 Catalogue Value	カタメッシュ/インチ Warp Mesh/inch	ヨコメッシュ/インチ Weft Mesh/inch	紗厚 Thickness (μm)		
純長 Length	キズ引長 Extra	実測値 Actual Value	355	355	45		
32.5 Y	1.0 Y		359	354	46	純長 Length	
			MADE BY NBC TECHNOLOGY				
			株式会社NBCメッシュテック / NBC Meshtec inc. 東京都日野市豊田2-50-3 / 2-50-3 Toyoda, Hino, Tokyo 191-0053, Japan TEL (042) 582-2411 FAX (042) 584-1374 http://www.nbc-jp.com			キズ引長 Extra	
						1.0	

ACTUAL MESH COUNT PER INCH

ACTUAL MESH THICKNESS



(Excludes EX)

Alpha (α) Series polyester monofilament mesh is designed for precision screen printing applications including printed circuit boards, nameplates, glass, graphic, and decal printing.

MESH CODE	MESH COUNT /in (±3%)	MESH COUNT /cm (±3%)	WEAVE TYPE	THREAD DIAMETER µm	MESH THICKNESS		MESH OPENING µm	OPEN AREA %	THEORETICAL INK VOLUME		RECOMMENDED TENSION		
					45-61"	65"+			45-61"	65"+	STANDARD	ADVANCED	EXPERT
					µm	µm			cm ³ /m ²	cm ³ /m ²	N/cm	N/cm	N/cm
L -508 -024 PW	508	200	1:1 PW	24	36±2µm	N/A	24	23	8.3	N/A	16	19	25
L -508 -027 TW	508	200	2:2 TW	27	50±3µm	N/A	22	19	9.7	N/A	22	26	33
L -460 -027 PW	460	180	1:1 PW	27	41±2µm	42±3µm	24	19	7.7	7.9	18	21	27
L -460 -030 TW	460	180	2:2 TW	30	55±3µm	56±4µm	23	17	9.5	N/A	27	31	40
L -420 -027 PW	420	165	1:1 PW	27	40±2µm	41±3µm	30	25	9.8	10.1	18	21	27
L -420 -030 PW	420	165	1:1 PW	30	45±2µm	46±3µm	25	18	8	8.2	24	28	36
UX420 -033 TW	420	165	2:2 TW	33	60±3µm	60±3µm	24	16	9.4	9.4	25	29	37
L -380 -027 PW	380	150	1:1 PW	27	40±2µm	41±3µm	38	32	12.9	13.3	18	21	27
L -380 -030 PW	380	150	1:1 PW	30	45±2µm	46±3µm	33	24	11	11.2	22	26	33
UX380 -033 PW	380	150	1:1 PW	33	48±2µm	49±3µm	27	16	7.8	8	25	29	38
UX380 -035 TW	380	150	2:2 TW	35	64±3µm	64±3µm	30	20	12.9	12.9	30	35	45
L -355 -027 PW	355	140	1:1 PW	27	40±2µm	41±3µm	44	38	15.1	15.5	16	18	24
L -355 -030 PW	355	140	1:1 PW	30	45±2µm	46±3µm	39	30	13.4	13.7	21	25	32
UX355 -035 PW	355	140	1:1 PW	35	53±2µm	54±3µm	32	19	10.3	10.5	27	31	40
UX355 -035 TW	355	140	2:1 TW	35	61±3µm	61±3µm	34	23	13.8	13.8	27	31	40
L -330 -027 PW	334	131	1:1 PW	27	40±2µm	41±3µm	49	42	16.6	17	15	17	22
L -330 -030 PW	334	131	1:1 PW	30	45±2µm	46±3µm	44	33	15.1	15.4	20	23	30
UX330 -035 PW	330	130	1:1 PW	35	53±2µm	54±3µm	38	24	12.9	13.2	26	30	38
L -315 -027 PW	315	124	1:1 PW	27	40±2µm	41±3µm	54	45	17.9	18.4	15	18	23
L -315 -030 PW	315	124	1:1 PW	30	45±2µm	46±3µm	49	37	16.6	17	18	21	28
L -305 -030 PW	305	120	1:1 PW	30	46±2µm	46±3µm	53	41	18.6	18.6	18	21	27
UX305 -033 PW	305	120	1:1 PW	33	50±2µm	51±3µm	47	32	15.9	16.2	21	25	32
UX305 -035 PW	305	120	1:1 PW	35	53±2µm	54±3µm	45	29	15.5	15.8	25	30	38
UX305 -040 PW	300	118	1:1 PW	40	62±2µm	63±3µm	37	19	11.8	12	30	35	45
UX280 -035 PW	280	110	1:1 PW	35	53±2µm	54±3µm	53	34	18.1	18.4	22	26	33
UX270 -040 PW	270	106	1:1 PW	40	60±2µm	61±3µm	49	27	16.3	16.6	27	31	40
UX255 -035 PW	255	100	1:1 PW	35	53±2µm	54±3µm	64	41	21.9	22.3	22	26	33
UX255 -040 PW	255	100	1:1 PW	40	60±2µm	61±3µm	56	32	19	19.3	25	29	37
UX230 -040 PW	230	90	1:1 PW	40	60±2µm	61±3µm	67	37	22.1	22.5	23	27	34
UX230 -045 PW	230	90	1:1 PW	45	68±2µm	69±3µm	60	30	20.1	20.4	30	35	45
EX230 -048 PW	225	88	1:1 PW	48	75±2µm	79±4µm	58	26	19.8	20.9	30	35	45
EX230 -055 TW	225	88	2:1 TW	55	91±4µm	95±5µm	54	23	20.8	21.7	30	35	45
UX200 -045 PW	200	79	1:1 PW	45	68±2µm	69±3µm	81	41	27.7	28.1	25	29	38
EX200 -048 PW	200	79	1:1 PW	48	75±2µm	79±4µm	75	35	26.2	27.6	27	32	41
EX200 -055 PW	200	79	1:1 PW	55	88±4µm	88±4µm	69	30	26	26	26	30	39
UX180 -045 PW	180	71	1:1 PW	45	70±2µm	72±3µm	95	45	31.7	32.6	21	24	31
EX180 -048 PW	180	71	1:1 PW	48	76±2µm	80±4µm	91	42	31.6	33.3	25	29	38
EX180 -055PW	180	71	1:1 PW	55	88±4µm	88±4µm	85	36	31.9	31.9	26	30	39
EX160 -048 PW	160	63	1:1 PW	48	80±4µm	80±4µm	110	48	38.4	38.4	22	26	34
EX160 -063 PW	160	63	1:1 PW	63	105±5µm	105±5µm	93	34	36	36	26	30	39
UX150 -045 PW	150	59	1:1 PW	45	72±2µm	74±4µm	124	54	38.6	39.7	18	21	27
EX150 -048 PW	150	59	1:1 PW	48	76±2µm	80±4µm	120	50	38.2	40.2	19	21	28
EX150 -055 PW	150	59	1:1 PW	55	88±4µm	88±4µm	114	45	39.9	39.9	27	31	40
EX140 -063 PW	140	55	1:1 PW	63	105±5µm	105±5µm	116	41	43.2	43.2	24	28	37
UX135 -045 PW	135	53	1:1 PW	45	73±4µm	74±4µm	143	58	42.2	42.7	15	18	23
EX135 -048 PW	135	53	1:1 PW	48	79±4µm	79±4µm	139	55	43.1	43.1	18	20	26
EX135 -055 PW	135	53	1:1 PW	55	95±5µm	95±5µm	133	50	47.5	47.5	21	24	31
EX125 -071 PW	125	49	1:1 PW	71	116±6µm	116±6µm	130	41	47.6	47.6	25	29	38
UX120 -045 PW	120	47	1:1 PW	45	73±4µm	74±4µm	167	62	45.4	46.1	12	14	19
EX120 -048 PW	120	47	1:1 PW	48	80±4µm	80±4µm	163	59	47.4	47.4	17	20	25
EX120 -055 PW	120	47	1:1 PW	55	95±5µm	95±5µm	157	55	52.3	52.3	18	21	26
EX120 -063 PW	120	47	1:1 PW	63	105±5µm	105±5µm	149	50	52	52	26	31	40
EX110 -080 PW	110	43	1:1 PW	80	132±7µm	132±7µm	150	42	55.7	55.7	26	30	39
EX100 -055 PW	100	39	1:1 PW	55	95±5µm	95±5µm	199	61	58.3	58.3	17	20	26
EX100 -071 PW	100	39	1:1 PW	71	122±6µm	122±6µm	182	51	62.6	62.6	27	32	41
EX100 -080 PW	100	39	1:1 PW	80	134±7µm	134±7µm	174	47	62.9	62.9	30	35	45

*α*series specifications continued...

MESH CODE	MESH COUNT /in (±3%)	MESH COUNT /cm (±3%)	WEAVE TYPE	THREAD DIAMETER µm	MESH THICKNESS		MESH OPENING µm	OPEN AREA %	THEORETICAL INK VOLUME		RECOMMENDED TENSION		
					45-61"	65"+			45-61"	65"+	STANDARD	ADVANCED	EXPERT
					µm	µm			cm ² /m ²	cm ² /m ²	N/cm	N/cm	N/cm
EX 90 -071 PW	90	35	1:1 PW	71	125±6µm	125±6µm	210	55	69.2	69.2	26	30	39
EX 90 -080 PW	90	35	1:1 PW	80	137±7µm	137±7µm	202	51	70.2	70.2	27	31	40
EX 80 -055 PW	80	31	1:1 PW	55	95±5µm	95±5µm	263	69	65.2	65.2	13	15	19
EX 80 -071 PW	80	31	1:1 PW	71	125±6µm	125±6µm	246	60	75	75	26	30	39
EX 80 -100 PW	80	31	1:1 PW	100	170±9µm	170±9µm	218	47	80.1	80.1	27	32	41
EX 70 -055 PW	70	27	1:1 PW	55	95±5µm	95±5µm	308	72	68.4	68.4	12	14	18
EX 70 -071 PW	70	27	1:1 PW	71	125±6µm	125±6µm	291	64	80.4	80.4	22	25	33
EX 70 -125 PW	70	27	1:1 PW	125	240±24µm	240±24µm	238	43	103.3	103.3	27	31	40
EX 60 -120 PW	60	24	1:1 PW	120	210±21µm	210±21µm	303	51	107.8	107.8	27	31	40
EX 60 -150 PW	60	24	1:1 PW	150	260±26µm	N/A	271	41	106.5	N/A	30	35	45
EX 50 -200 PW	50	20	1:1 PW	200	370±37µm	N/A	308	37	136	N/A	30	35	45
EX 40 -200 PW	40	16	1:1 PW	200	370±37µm	N/A	435	47	173.6	N/A	30	35	45
EX 30 -150 PW	30	12	1:1 PW	150	290±29µm	N/A	696	68	196	N/A	30	35	45
EX 30 -250 PW	30	12	1:1 PW	250	480±48µm	N/A	597	50	238.7	N/A	30	35	45
EX 25 -300 PW	25	10	1:1 PW	300	600±60µm	N/A	716	50	173.9	N/A	30	35	45

Mesh Count: Number of threads per inch or centimeter

Weave Type: Plain Weave (PW) or Twill Weave (TW)

Thread Diameter: The diameter of each thread before weaving

Mesh Thickness: The average thickness of the woven mesh

Mesh Opening: The distance between adjacent threads

Open Area: The ratio (%) of the open area to the thread area within a woven mesh

Theoretical Ink Volume: The amount of ink the mesh should be able to hold/transfer, given as the ratio (%) of open area × mesh thickness to the thread area

Recommended Tension: Each screen technician will have to determine the best tension level to use for each unique printing situation. Tension level is determined by frame size, profile, and the condition of frames. Mechanical stretching equipment is generally capable of reaching *Standard* or *Advanced* levels, depending on the skill and experience of the stretching operator. *Expert* levels can usually be achieved with "state-of-the-art" pneumatic stretching clamps. Excellent printing results can be achieved at all tension levels if other parameters are correct.